








Pollution Tolerance Index (PTI)








Record the taxa (group) represented in your sampling by either entering the number of organisms you counted or a ✓

Group 1 - Intolerant

<input type="text"/>	Stonefly nymph	
<input type="text"/>	Mayfly nymph	
<input type="text"/>	Caddisfly larva	
<input type="text"/>	Riffle Beetle	
<input type="text"/>	Dobsonfly Larva	
<input type="text"/>	Right-Handed or Gilled snail	
<input type="text"/>	Water Penny	
<input type="text"/>	# of TAXA represented	





<input type="text"/>	Weighting Factor (x4)
----------------------	-----------------------

Group 2 - Moderately Intolerant

<input type="text"/>	Damselfly nymph	
<input type="text"/>	Dragonfly nymph	
<input type="text"/>	Scud	
<input type="text"/>	Sowbug	
<input type="text"/>	Crane fly larva	
<input type="text"/>	Clam/Mussel	
<input type="text"/>	Crayfish	
<input type="text"/>	# of TAXA represented	


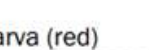


<input type="text"/>	Weighting Factor (x3)
----------------------	-----------------------

Group 3 - Fairly Tolerant

<input type="text"/>	Leech	
<input type="text"/>	Midge larva	
<input type="text"/>	Planaria/Flatworm	
<input type="text"/>	Black fly larva	
<input type="text"/>	# of TAXA represented	

<input type="text"/>	Weighting Factor (x2)
----------------------	-----------------------

Groups 4 - Very Tolerant

<input type="text"/>	Aquatic worm	
<input type="text"/>	Blood midge larva (red)	
<input type="text"/>	Rat-tailed Maggot	
<input type="text"/>	Left-Handed or Pouch snail	
<input type="text"/>	# of TAXA represented	

<input type="text"/>	Weighting Factor (x1)
----------------------	-----------------------

Pollution Tolerance Index Rating

(Add the final index values for each group)

--

PTI Ratings

Excellent	23 or More
Good	17 - 22
Fair	11 - 16
Poor	10 or Less